


Program Book

for

Community Service Project



Program Book

Community Service Project



AP STATE COUNCIL OF HIGHER
EDUCATION

(A STATUTORY BODY OF GOVERNMENT OF ANDHRA PRADESH)

**Program Book
for
Community Service Project**

Name of the Student: R. Havesh.

Name of the College: M.V.S. A.V.N. degree college

Registration Number: 720130805310

Period of CSP: From: To:

Name & Address of the Community/Habitation:

Instructions to Students for Community Service Project

Please read the detailed Guidelines on Community Service Project hosted on the website of AP State Council of Higher Education <https://apsche.ap.gov.in>

Link:

<https://apsche.ap.gov.in/Pdf/Guidelines%20for%20the%20OJT%20Internship%20Community%20Service%20Project.pdf>

1. It is mandatory for all the students to complete 2 months (180 hours) of Community Service Project as a part of the 10 month mandatory internship/on the job training.
2. Consider yourself as a committed volunteer in the community, you work with.
3. Every student should identify the village/community/habitation for Community Service Project (CSP) in consultation with the College Principal/the authorized person nominated by the Principal.
4. Report to the community/habitation as per the schedule given by the College. You must make your own arrangements of transportation to reach the community/habitation.
5. You will be assigned with a Faculty Guide from your College. He/She will be creating a WhatsApp group with your fellow volunteers. Post your daily activity done and/or any difficulty you encounter during the programme.
6. You should maintain punctuality in attending the CSP. Daily attendance is compulsory.
7. You are expected to learn about the community/habitation and their problems.
8. Know the leaders and the officials of the community/habitation.
9. While in project, always wear your College Identity Card.
10. If your College has a prescribed dress as uniform, wear the uniform daily.
11. Identify at least five learning objectives in consultation with your Faculty Guide. These learning objectives can address:
 - Information about the community, including the realities and problems of the society.
 - Need for creating awareness on socially relevant aspects/programs.
 - Acquiring specific Life Skills.
 - Learning areas of application of knowledge and technologies related to your discipline.
 - Identifying developmental needs of the community/habitation.

12. Practice professional communication skills with team members, and with the leaders and officials of the community. This includes expressing thoughts and ideas effectively through oral, written, and non-verbal communication, and utilizing listening skills.
13. **Be regular in filling up your Program Book. It shall be filled up in your own handwriting. Add additional sheets wherever necessary.**
14. At the end of Community Service Project, you shall be evaluated by the person in-charge of the community/habitation to whom you report to.
15. There shall also be evaluation at the end of the community service by the Faculty Guide and the Principal.
16. Do not indulge in any political activities.
17. Ensure that you do not cause any disturbance to the inhabitants or households during your interaction or collection of data.
18. Be cordial but not too intimate with the persons you come across during your service activities.
19. You should understand that during this activity, you are the ambassador of your College, and your behavior during the community service programme is of utmost importance.
20. If you are involved in any discipline related issues, you will be withdrawn from the programme immediately and disciplinary action shall be initiated.
21. Do not forget to keep up your family pride and prestige of your College.
22. Remember that you are rendering valuable service to the society and your role in the community development will become part of the history of the community.

Community Service Project Report

Submitted in accordance with the requirement for the degree of.....

Name of the College: Mrs. A.V.N Degree college.

Department: BSC-MECS

Name of the Faculty Guide: M. Kusumalatha

Duration of the CSP: From.....To.....

Name of the Student: R. Harish.

Programme of Study

Year of Study: 2020-2023

Register Number: 720/30805310

Date of Submission:

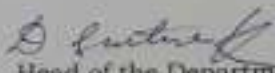
Student's Declaration


I, am hameeth, a student of CSP Program, Reg. No. 720(308013)P of the Department of PHYSICS, Mrs. A.V.N. deg. College do hereby declare that I have completed the mandatory community service from to in [Name of the Community/Habitation] under the Faculty Guideship of [Name of the Faculty Guide], Department of physics in Mrs. A.V.N. deg. r.s.c. College

(Signature and Date)

Endorsements


Faculty Guide


Head of the Department


Principal
PRINCIPAL
Mrs. A.V.N. COLLEGE
VISAKHAPATNAM

Certificate from Official of the Community

This is to certify that R. Harsh (Name of the Community Service Volunteer) Reg. No. 7201307953 of MYS. A. V. N. clg (Name of the College) underwent community service in (Name of the Community) from to

The overall performance of the Community Service Volunteer during his/her community service is found to be Good (Satisfactory/Good).

Authorized Signatory with Date and Seal

ACKNOWLEDGEMENTS

I would like to acknowledge and give my warmest thanks to my guide M. Kusumalatha who made this work possible.

Also I would like to give special thanks to my team members for letting my defence be an enjoyable memorable moment and for your brilliant suggestions and help. All your advices carried me through all the stages of writing my project, thanks to you all.

Finally, I would like to thank to my family for their continuous support and understanding while undertaking my research and writing my project.

CHAPTER 1: EXECUTIVE SUMMARY

The community service report shall have only a one page executive summary. It shall include a brief description of the Community and summary of all the activities done by the student in CSP and five or more learning objectives and outcomes.

Community programs can expand the opportunities to youth to acquire personal and social assets and to experience then broad range of features of positive developmental settings

The activities I performed in the Community Service are to investigate on "water facility and drinking water availability" and survey, how many people have basic knowledge about water facility and drinking water availability.

I have done my Survey and Campaign with my team members in the community, the people answered very well for my questions and their suggestions and answers are greatly helpful for a person who are inappropriate manners in following their daily life. It is observed that people have idea and knowledge about water facility and drinking water availability.

CHAPTER 2: OVERVIEW OF THE COMMUNITY

- About the Community/Village/Habitation including historical profile of the community/habitation, community diversity, traditions, ethics and values.
- Brief note on Socio-Economic conditions of the Community/Habitation.

Chengal Rao peta, Andhrapradesh where Andhra medical college in Visakhapatnam city, India. It is one of the oldest settlements in the city of Vizag in Indian State of Andhrapradesh the area which falls under the local administrative limits of greater Visakhapatnam municipal corporation is about 4km from Chazraka bus station. It is the main residential hub of the city.

Chengal Rao peta are from to end of Visakhapatnam port. most of muslim families living there and so many middle class families living there. It may have many historical education institution there are so many middle class student are learning education here.

CHAPTER 3: COMMUNITY SERVICE PART

Description of the Activities undertaken in the Community during the Community Service Project. This part could end by reflecting on what kind of values, life skills, and technical skills the student acquired.

Water plays an important essential role in every one's life, safe and readily available water is important for public and health, whether it is used for drinking domestic use, food production or recreational purpose. Improved water supply and sanitation and better management of water resources, can boost countries economic growth and can contribute greatly to poverty reduction.

Safe and sufficient water facilities that practice of hygiene, which is a key measure to prevent not only diarrhoea diseases, but acute respiratory infections and numerous neglected tropical diseases.

ACTIVITY LOG FOR THE FIRST WEEK

DAY & DATE	BRIEF DESCRIPTION OF THE DAILY ACTIVITY	LEARNING OUTCOME	Person In-charge Signature
Day - 1	we choose the habitation for where we have to survey and campaign		
Day - 2	We discuss about the project how to do it and how to get outcomes.		
Day - 3	we learned about water facility and drinking water availability with the help of college libraries books and browser.		
Day - 4	we learned about water facility and drinking water availability with the help of relevant books of mobile phone (browser).		
Day - 5	We search about water facility and drinking water availability with the help of relevant books and browser.		
Day - 6	By using the guides and books, browser's we did this work.		

WEEKLY REPORT

WEEK - 1 (From Dt. 01/01/23 to Dt. 07/01/23)

Objective of the Activity Done:

Detailed Report:

I have abstracted the information from our college library books and from the internet. The available water in India has declined drastically over the past several decades due to the rise in demand for water sources across almost every industry. This shortage has greatly affected all activity in India, including the agricultural industry and the available drinking water for domestic life. The food and agriculture organization of the United Nations or the FAO, believes that India will literally run out of water if certain steps are not taken to replenish India's aquifers.

ACTIVITY LOG FOR THE SECOND WEEK

DAY & DATE	BRIEF DESCRIPTION OF THE DAILY ACTIVITY	LEARNING OUTCOME	Person In-charge Signature
Day - 1	We have prepared a questionnaire about use of water facility and drinking water availability.		
Day - 2	We have prepared a questionnaire for our project to do survey.		
Day - 3	With prepared a questionnaire for our project to do survey.		
Day - 4	With the help of questionnaire we conduct a survey in the field area we have chosen to doing community project.		
Day - 5	with the help of questionnaire we conduct a survey in the field area we have chosen to doing our project.		
Day - 6	with the help of questionnaire we conduct a survey in the field area we have chosen to doing our project.		

WEEKLY REPORT

WEEK - 2 (From Dt. 02/08/21 to Dt. 08/08/21)

Objective of the Activity Done:

Detailed Report:

I have got his information from our community/ Habitation chengal rao peta area Visakhapatnam in this community some families are getting water from municipal taps, and some families brought their water like kinley, mineral water from water stations, the people are getting water from 9:00 Am to 10:00 Am in this community residency half of the families are mudoms, the supplied water from the municipal corporation used by the people for their domestic usage like dish washing, bathing, cooking and other purposes we have prepared a questionnaire for the survey of our project report i was asked all of the questions to the families and they answered all of them very well

ACTIVITY LOG FOR THE SECOND WEEK

DAY & DATE	BRIEF DESCRIPTION OF THE DAILY ACTIVITY	LEARNING OUTCOME	Person In-charge Signature
Day - 1	with the help of questionnaire we conduct a survey in the field one we have chosen to doing project.		
Day - 2	With the help of questionnaire we conduct a survey in the field area we have chosen to doing our project.		
Day - 3	with the help of questionnaire we conduct a survey in the field area we have chosen to doing our project.		
Day - 4	with the help of questionnaire with conduct a survey in the selected area which we are doing our project.		
Day - 5	with the help of questionnaire we conduct a survey in the selected area which we are doing our project.		
Day - 5	We did our survey while doing the project campaign in the area.		

WEEKLY REPORT

WEEK - 2 (From Dt. 17/07/21 to Dt. 21/07/21)

Objective of the Activity Done:

Detailed Report:

In this week I went to the community for the survey. In this community we went to another residency the people in that area were answered all the questions they said that they drink water by boiling it, directly by purifying and they using chemical substances, sometimes the usage of the chemical in the water is lightly heavy, the chemical name is nothing but chlorine, fluorine bleaching powder.

Some families were didn't get water from the municipal corporation and they can't buy water because they can't avoid it. Some family^s are water. Some family^s are getting water by day by day where as some families get water regularly the people who didn't get water from the municipal corporation they will get by through borings in the streets.

ACTIVITY LOG FOR THE THIRD WEEK

DAY & DATE	BRIEF DESCRIPTION OF THE DAILY ACTIVITY	LEARNING OUTCOME	Person In-charge Signature
Day - 1	with the help of questionnaire we conduct a survey in the field one we have chosen to do project.		
Day - 2	By asking them what we prepared a questions in the list.		
Day - 3	They are really happy by taking the information from them, where their problems are shared.		
Day - 4	water facilities and drinking water availability was a best CSP project for us to get the information from public		
Day - 5	with the help of questionnaire we conduct a survey in the field of where we chosen to do project.		
Day - 6	at last we collect all the information from the area of where we done campaign.		

WEEKLY REPORT
WEEK - 3 (From Dt. 25/08/24 to Dt. 31/08/24)

Objective of the Activity Done:

Detailed Report:

In this week I went to the community for the survey. In this community we went to another residency the people in that area were answered all the questions they said that they drink water by boiling it, directly by purifying and they used to drink chemical substances mixed water, sometimes these usage of chemicals in the water is lightly heavy; the chemical name is nothing but chlorine, flooring, bleaching powder.

Some families were didn't get water from the municipal corporation and they can't buy water because they can't afford it some families are buy water. Some families get water day by day where as some some families get water regularly the people who didn't get water regularly the people who didn't get water from the municipal corporation they will get by through borings in the street.

ACTIVITY LOG FOR THE FOURTH WEEK

DAY & DATE	BRIEF DESCRIPTION OF THE DAILY ACTIVITY	LEARNING OUTCOME	Person In-charge Signature
Day - 1	We took all the information from the area of people where we started campaign		
Day - 2	the people in the locality are very friendly to answer our questions.		
Day - 3	They also gave us some pictures of talking with us to use in our project.		
Day - 4	The information from them is very useful to our project.		
Day - 5	Some people in that colony are much known to our friends.		
Day - 6	They are used to talk or interact with us with a neat and fresh heart.		

WEEKLY REPORT

WEEK - 4 (From Dt. 25/8/22 to Dt. 31/08/22)

Objective of the Activity Done:

Detailed Report:

In this week we have prepared to good lecture on usage of water. We conduct our surveys on the water facilities and drinking water availability near by the area. We asked our questions to the house owners how they are getting water and the usage of it. We learn about how they managing the water for the use, how they store the water safely and cleanly.

And some families are getting water from the municipal corporation and some families are buying the water, in some houses the people are not drinking enough water which will have them hydrate and gives white blood cells and the water improves their digestive system. The people nutrition foods gives a healthy life and in some families younger person are eating of oily and junk food daily which will damage the healthy life.

ACTIVITY LOG FOR THE FIFTH WEEK

DAY & DATE	BRIEF DESCRIPTION OF THE DAILY ACTIVITY	LEARNING OUTCOME	Person In-charge Signature
Day - 1	We have prepared our charts and drafts for campaign in the area we chose the project.		
Day - 2	We analyse the data on the survey.		
Day - 3	After analysing the data survey we make an awareness program in the community.		
Day - 4	After awareness program in the community we make a report.		
Day - 5	After awareness campaign program we make our project report.		
Day - 6	After awareness campaign program, we make our project report.		

WEEKLY REPORT

WEEK - 5 (From Dt. 25/12/21 to Dt. 01/01/22)

Objective of the Activity Done:

Detailed Report:

In the 5th week, we have prepared and draw our charts for the awareness program in the community? and my team members make a project report based on the survey. We have a campaign awareness program in the community residency to fill the awareness in the people and the society on usage of water and discussed about the problems.

we tell them how to use the water in proper way and some of the people not drinking enough water and I suggested them eating a healthy food and drinking enough water in a day with make your healthy life good of better. I asked all people about how many meals they taken in a day mostly they answer 3 meals in a day.

CHAPTER 5: OUTCOMES DESCRIPTION

Details of the Socio-Economic Survey of the Village/Habitation. Attach the questionnaire prepared for the survey.

My survey was done in a location named Changanassery, Visakhapatnam. The survey was done in each and every house for the project purpose in that area some people are very poor in their caring and some are too riched and well settled and some are middle class families and some families are not having money to buy proper "water" to drink, they are not having money to buy healthy food also.

So, these kind of families were didn't answered any questions for community service project and some of the families answered by the questions they also discussed about how to store the water in a proper way and use of that water. This are the details i have noticed in my area.

Describe the problems you have identified in the community

water scarcity limits access to safe water for drinking and for practicing basic hygiene at home, in schools and in health-care facilities. When water is scarce, sewage systems can fail and the threat of contracting disease like cholera surges. Scarce water also becomes more expensive. The problems I was identified in our community they are handicapped people cause diarrhea, cholera, dysentery, typhoid, hepatitis A, and polio can be found in contained water. The water coming through the municipal water pipe, the water is not so good the water don't have any color, but the water coming from the pipe of municipal corporation is a brown coloured, the starting of water coming from the pipe is only one hour per a day, in a house there will be lots of family members, so they need water more, they said that in some times the water will be distributed day by another day, so they are facing water daily problems, this is what I noticed

Short-term and long term action plan for possible solutions for the problems identified and that could be recommended to the concerned authorities for implementation.

Short-term action plan:-

- * Every family should be provided awareness on benefits of pure and good water.
- * Every family should change their ideologies and behaviour on they consuming daily.
- * Everyone must and should be drink atleast 2 or 3 litres of water for better digestive system.
- * Daily drinking of 4 to 5 litres of water will be good for the health and avoids diseases.
- * They were many of people who didn't take pure water, we have to suggest them and make them from such diseases.

Long term action plan:-

- ⇒ There should be know which type of water to the drinking, which is good for the health.
- ⇒ They should know how to store the water, and use the water in proper way.
- ⇒ The municipal corporation should be focused on the water supply to the people.

Description of the Community awareness programme/s conducted w.r.t the problems and their outcomes.

I learned too many classes in the progress of Community Service conducted by the college management.

I learned to give them proper explanation on particular topic of others.

I learned the way of interacting with others and communicating and get to know the problems which they are facing. I learned the way of speaking with others.

I learned to stay with patience when others are not answering to my community service project question.

I learned to speak straight forward and facing with others people.

The main problem of the community is to be maintain a healthy diet plan, taking good and healthy water to drink and stay healthy, they don't have any guidance on that.

Through this program all are noticed that taking a bad water it will leads to the disease, so be carefull with that and stay healthy.

Report of the mini-project work done in the related subject w.r.t the habitation/village.

A mini-project work in the related subject w.r.t the habitation/village. (For ex., a student of Botany may do a project on Organic Farming or Horticulture or usage of biofertilizers or biopesticides or effect of the inorganic pesticides, etc. A student of Zoology may do a project on Aquaculture practices or animal husbandry or poultry or health and hygiene or Blood group analysis or survey on the Hypertension or survey on the prevalence of diabetes, etc.

The Report shall be limited to 6 pages.

Use of Water facilities and Drinking Water availability:

Community program can expand the opportunities for youth to acquire personal and social assets and to experience the broad range of features of positive developmental settings.

The activities performed in the community service project are into investigate how many people have basic and desired knowledge about the use of water facilities and drinking water availability.

Water Scarcity:

Water is the basic necessity of every human being, but water security is a major issue that is rising very rapidly in India now-a-days. The problem has become so severe that in many States the ground water has almost dried and also almost polluted by the wastage of factories and Industries near them.

CHAPTER 6: RECOMMENDATIONS AND CONCLUSIONS OF THE MINI PROJECT

Finally we have completed our community service in the certain locality. near to a college. We conclude that our survey is really used in providing good filtered municipal water for their needs, and the GOVT can help the public to provide a good drinking water availability much better than before. We conclude that the areas we did any way surveys have not wasted water for any waste purposes. they have well maintained the water & how much amount of water they received in their localities.

We concluded that they are using Indian drainage system to through out the waste water they used for their personale.

Student Self-Evaluation for the Community Service Project

Student Name: R. Harech

Registration No: 220130805310

Period of CSP: From _____ To _____

Date of Evaluation: _____

Name of the Person in-charge: _____

Address with mobile number: _____

Please rate your performance in the following areas:

Rating Scale: 1 is lowest and 5 is highest rank

1) Oral communication	1	2	3	4	5
2) Written communication	1	2	3	4	5
3) Proactiveness	1	2	3	4	5
4) Interaction ability with community	1	2	3	4	5
5) Positive Attitude	1	2	3	4	5
6) Self-confidence	1	2	3	4	5
7) Ability to learn	1	2	3	4	5
8) Work Plan and organization	1	2	3	4	5
9) Professionalism	1	2	3	4	5
10) Creativity	1	2	3	4	5
11) Quality of work done	1	2	3	4	5
12) Time Management	1	2	3	4	5
13) Understanding the Community	1	2	3	4	5
14) Achievement of Desired Outcomes	1	2	3	4	5
15) OVERALL PERFORMANCE	1	2	3	4	5

Date: _____

R. Harech.
Signature of the Student

Evaluation by the Person in-charge in the Community/Habitation

Student Name: R. Hoveth.

Registration No: 72012080910

Period of CSP: From: _____ To: _____

Date of Evaluation: _____

Name of the Person in-charge:
Address with mobile number: _____

Please rate the student's performance in the following areas:

Please note that your evaluation shall be done independent of the Student's self-evaluation

Rating Scale: 1 is lowest and 5 is highest rank

1) Oral communication	1	2	3	4	5
2) Written communication	1	2	3	4	5
3) Proactiveness	1	2	3	4	5
4) Interaction ability with community	1	2	3	4	5
5) Positive Attitude	1	2	3	4	5
6) Self-confidence	1	2	3	4	5
7) Ability to learn	1	2	3	4	5
8) Work Plan and organization	1	2	3	4	5
9) Professionalism	1	2	3	4	5
10) Creativity	1	2	3	4	5
11) Quality of work done	1	2	3	4	5
12) Time Management	1	2	3	4	5
13) Understanding the Community	1	2	3	4	5
14) Achievement of Desired Outcomes	1	2	3	4	5
15) OVERALL PERFORMANCE	1	2	3	4	5


Date: _____

Signature of the Supervisor _____




Vishakhapatnam, Andhra Pradesh, India
 A woman in a white saree is talking to a young boy in a school uniform. A sign in the background says "BE SAFE, BE HEALTHY, BE CLEAN".
 14°17'30"N
 83°22'00"E
 16.952222, 83.366667




Vishakhapatnam, Andhra Pradesh, India
 A person in a white uniform and mask is holding a sign that says "BE SAFE, BE HEALTHY, BE CLEAN".
 14°17'30"N
 83°22'00"E
 16.952222, 83.366667





Vishakhapatnam, Andhra Pradesh, India
 A group of people, including children in school uniforms, are holding signs.
 14°17'30"N
 83°22'00"E
 16.952222, 83.366667





Vishakhapatnam, Andhra Pradesh, India
 A group of children in school uniforms are standing outdoors.
 14°17'30"N
 83°22'00"E
 16.952222, 83.366667




Vishakhapatnam, Andhra Pradesh, India
 A group of people, including children, are holding a sign.
 14°17'30"N
 83°22'00"E
 16.952222, 83.366667




Vishakhapatnam, Andhra Pradesh, India
 A group of people, including children, are holding a sign.
 14°17'30"N
 83°22'00"E
 16.952222, 83.366667



Visakhapatnam, Andhra Pradesh, India
88-112-721995, Ghargala Near Peta, Jalarpetta, Post Area,
Visakhapatnam, Andhra Pradesh 530025, India
Lat 17.701816°
Long 83.300019°
2008022 09:37 PM